



# Overview of Provincial Funding of Long - Term Care Homes Strathmere Lodge

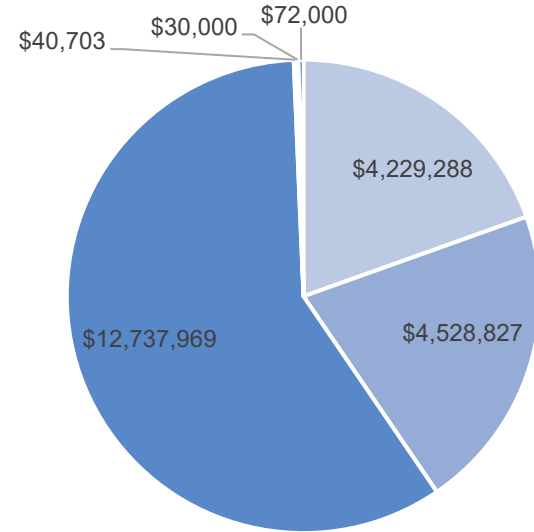
May 27, 2025

# Presentation Overview

1. 2025 Strathmere Lodge Budget
2. Provincial Funding Envelopes (5)
3. Supplemental Funding (Direct Care)
4. Other Funding Sources
5. Questions

# 2025 Strathmere Lodge Budget

## 2025 Lodge Budget Revenue Sources \$21,638,787



- Middlesex County (19.54%) ■ Residents (20.93%)
- Province of Ontario (58.87%) ■ Other (0.19%)
- WSIB Reserve (0.14%) ■ Capital Reserve (0.33%)

# Provincial Funding “Envelopes”

1. Nutritional Support (Food)
2. Programs & Support Services (Recreation)
3. Nursing & Personal Care
4. “Other Accommodations (OA)”
5. Global

# Nutritional Support (Food)



## Per Diem:

- \$13.07/bed/day



## Program Details:

- 3 meals/day
- 3 snacks/day



## Annualized Funding Calculator:

- $\$13.07 \times 160 \text{ beds} \times 365 \text{ days}$ 
  - \$763,288

# Programs & Support Services (Recreation)




## Per Diem:

- \$12.90/bed/day



## Program Details:

- Recreation Staffing & Supplies
- Contracted Entertainers
- Contracted Physiotherapist



## Annualized Funding Calculator:

- $\$12.90 \times 160 \text{ beds} \times 365 \text{ days}$ 
  - \$753,360

# Nursing & Personal Care




## Per Diem:

- \$110.41/bed/day

## Program Details:



- Nursing Staffing
  - Personal Support Workers (PSWs)
  - Registered Practical Nurses (RPNs)
  - Registered Nurses (RNs)
- Clinical Care Supplies



## Annualized Funding Calculator:

- $\$110.41 \times 160 \text{ beds} \times 365 \text{ days} \times \text{CMI} (1.0100)$ 
  - \$6,512,423

# Case Mix Index (CMI)

- Used by the Ministry of Long-Term Care in calculating the Nursing & Personal Care Envelope for each of Ontario's 630 long-term care homes
  - Unique to each home, based on resident care needs
  - Reflects the resources required to provide care
  - Derived from quarterly health assessments of all residents
  - Residents are grouped into 34 Resource Utilization Groups (RUGs), each with an associated CMI
- Example:
  - "Extensive Services" RUG: CMI as high as 1.9422
  - "Reduced Physical Functions" RUG: CMI as low as 0.6306



# Other Accommodations



## Per Diem:

- \$64.48/bed/day



## Program Details:

- Support Services
  - Dietary
  - Housekeeping
  - Laundry
  - Administration
  - Utilities Facility Maintenance



## Annualized Funding Calculator:

- $\$64.48 \times 160 \text{ beds} \times 365 \text{ days}$ 
  - \$3,765,632

# Global Funding




## Per Diem:

- \$7.79/bed/day



## Program Details:

- May be apportioned to any funding envelope subject to limits
  - i.e. 32% max to Other Accommodations envelope



## Annualized Funding Calculator:

- $\$7.79 \times 160 \text{ beds} \times 365 \text{ days}$ 
  - \$454,936

# Supplemental – Direct Care Funding




## 2025-2026 Per Diem:

- \$1,822.02/bed/12 month - Nursing
- \$168.74/bed/12 month – Allied Health Professionals



## Program Details:

- The Province made a 4-year commitment to increase funding for direct care by March 2025
  - 4 hours per resident per day – Nursing
  - 36 minutes per resident per day – Allied Health Professionals



## Annualized Funding Calculator:

- $\$1,822.02 \times 160 \text{ beds} \times 12 \text{ months}$ 
  - \$3,498,278
- $\$168.74 \times 160 \text{ beds} \times 12 \text{ months}$ 
  - \$323,980

# Other Funding Sources

- Comprehensive Minor Capital Fund - \$183,328
- Integrated Technology Solutions Program - \$65,992
- Resident Health & Well-Being Program - \$14,189
- Supporting Professional Growth Fund - \$20,947
- IPAC Lead - \$81,439
- IPAC Personnel - \$40,032
- IPAC Training & Education - \$53,376

# Questions



Brent Kerwin  
Lodge Administrator  
(519) 245-2520, x6222  
[bkerwin@middlesex.ca](mailto:bkerwin@middlesex.ca)