



Overview of Provincial Funding of Long - Term Care Homes Strathmere Lodge

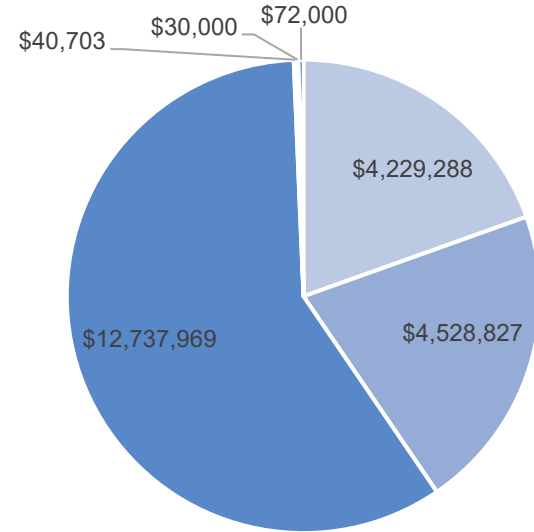
May 13, 2025

Presentation Overview

1. 2025 Strathmere Lodge Budget
2. Provincial Funding Envelopes (5)
3. Supplemental Funding (Direct Care)
4. Other Funding Sources
5. Questions

2025 Strathmere Lodge Budget

2025 Lodge Budget Revenue Sources \$21,638,787



- Middlesex County (19.54%)
- Residents (20.93%)
- Province of Ontario (58.87%)
- Other (0.19%)
- WSIB Reserve (0.14%)
- Capital Reserve (0.33%)

Provincial Funding “Envelopes”

1. Nutritional Support (Food)
2. Programs & Support Services (Recreation)
3. Nursing & Personal Care
4. “Other Accommodations (OA)”
5. Global

Nutritional Support (Food)



Per Diem:

- \$13.07/bed/day



Program Details:

- 3 meals/day
- 3 snacks/day



Annualized Funding Calculator:

- $\$13.07 \times 160 \text{ beds} \times 365 \text{ days}$
 - \$763,288

Programs & Support Services (Recreation)




Per Diem:

- \$12.90/bed/day



Program Details:

- Recreation Staffing & Supplies
- Contracted Entertainers
- Contracted Physiotherapist



Annualized Funding Calculator:

- $\$12.90 \times 160 \text{ beds} \times 365 \text{ days}$
 - \$753,360

Nursing & Personal Care




Per Diem:

- \$110.41/bed/day

Program Details:



- Nursing Staffing
 - Personal Support Workers (PSWs)
 - Registered Practical Nurses (RPNs)
 - Registered Nurses (RNs)
- Clinical Care Supplies



Annualized Funding Calculator:

- $\$110.41 \times 160 \text{ beds} \times 365 \text{ days} \times \text{CMI} (1.0100)$
 - \$6,512,423

Case Mix Index (CMI)

- Used by the Ministry of Long-Term Care in calculating the Nursing & Personal Care Envelope for each of Ontario's 630 long-term care homes
 - Unique to each home, based on resident care needs
 - Reflects the resources required to provide care
 - Derived from quarterly health assessments of all residents
 - Residents are grouped into 34 Resource Utilization Groups (RUGs), each with an associated CMI
- Example:
 - "Extensive Services" RUG: CMI as high as 1.9422
 - "Reduced Physical Functions" RUG: CMI as low as 0.6306

Other Accommodations



Per Diem:

- \$64.48/bed/day



Program Details:

- Support Services
 - Dietary
 - Housekeeping
 - Laundry
 - Administration
 - Utilities Facility Maintenance



Annualized Funding Calculator:

- $\$64.48 \times 160 \text{ beds} \times 365 \text{ days}$
 - \$3,765,632

Global Funding




Per Diem:

- \$7.79/bed/day



Program Details:

- May be apportioned to any funding envelope subject to limits
 - i.e. 32% max to Other Accommodations envelope



Annualized Funding Calculator:

- $\$7.79 \times 160 \text{ beds} \times 365 \text{ days}$
 - \$454,936

Supplemental – Direct Care Funding




2025-2026 Per Diem:

- \$1,822.02/bed/12 month - Nursing
- \$168.74/bed/12 month – Allied Health Professionals



Program Details:

- The Province made a 4-year commitment to increase funding for direct care by March 2025
 - 4 hours per resident per day – Nursing
 - 36 minutes per resident per day – Allied Health Professionals



Annualized Funding Calculator:

- $\$1,822.02 \times 160 \text{ beds} \times 12 \text{ months}$
 - \$3,498,278
- $\$168.74 \times 160 \text{ beds} \times 12 \text{ months}$
 - \$323,980

Other Funding Sources

- Comprehensive Minor Capital Fund - \$183,328
- Integrated Technology Solutions Program - \$65,992
- Resident Health & Well-Being Program - \$14,189
- Supporting Professional Growth Fund - \$20,947
- IPAC Lead - \$81,439
- IPAC Personnel - \$40,032
- IPAC Training & Education - \$53,376

Questions



Brent Kerwin
Lodge Administrator
(519) 245-2520, x6222
bkerwin@middlesex.ca